

# Coldwell Banker #1 IN COLORADO



DENVER METRO REAL ESTATE REPORT

ALL DENVER METROPOLITAN REAL ESTATE TRANSACTIONS

COLORADOHOMES.COM

## Interest/Mortgage Rates

30 Year Fixed  
Conforming/Points  
**3.99 / .5**

15 Year Fixed  
Conforming/Points  
**3.44 / .5**

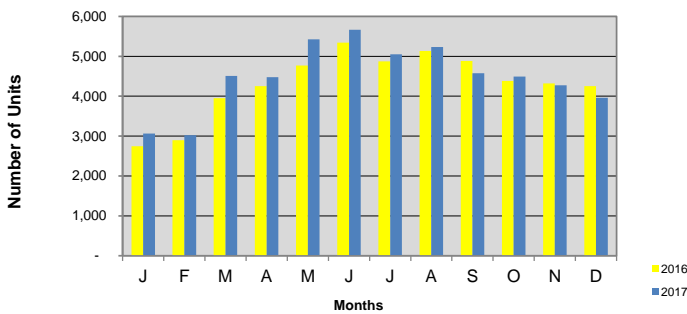
1 Year  
ARM/Points  
**3.47 / .5**

6 Month  
Libor  
**1.56**

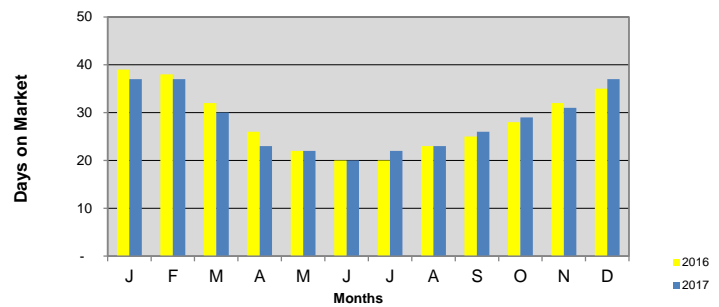
Prime  
Rate  
**4.50%**

All information deemed reliable but not guaranteed and should be independently verified. All interest rates are subject to change or withdrawal. Neither listing broker(s) nor Coldwell Banker Residential Brokerage shall be responsible for any typographical errors, misinformation, misprints and shall be held totally harmless. Source: Freddie Mac For Additional Info on Current Rates call 888-781-7425.

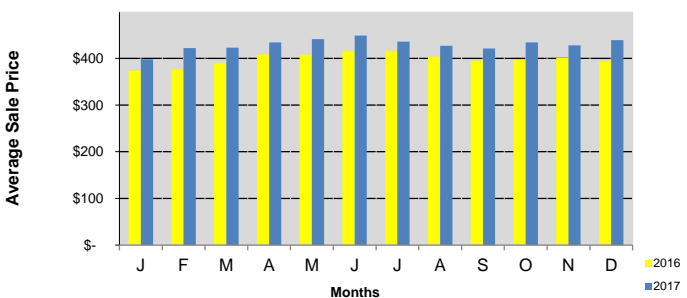
### Total Properties Sold (SFR & Condo)



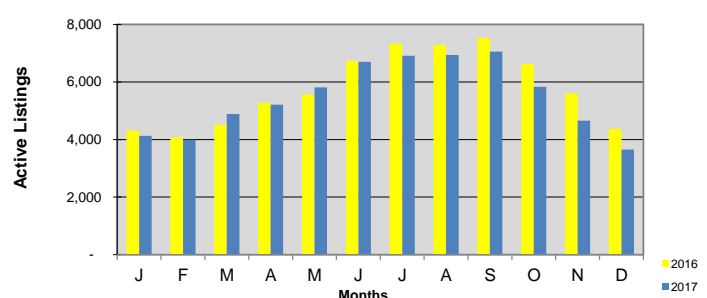
### Days on Market (SFR & Condo)



### Average Sales Price (SFR & Condo)



### Active Inventory (SFR & Condo)



For Additional Information Contact Chris Mygatt, President/COO, 303.409.1500

This representation is based in whole or in part on data supplied by MarketQuest. Due to MLS reporting methods and allowable reporting policy, this data is only informational and may not be completely accurate. Therefore, Coldwell Banker does not guarantee the data accuracy. Data maintained by the MLS's may not reflect all real estate activity in the market.

**THE COLDWELL BANKER RESIDENTIAL BROKERAGE REPORT**  
**METROPOLITAN DENVER REAL ESTATE STATISTICS**  
**AS OF DECEMBER 2017**

<b>Based on Condos and Single Family:</b>	<b><u>Under Contract</u></b>	<b><u>Closed</u></b>
Current Month	2,776	3,961
Previous Month	3,784	4,271
Percentage Change (Over last Month)	-26.6%	-7.3%
Current Month (Previous Year)	2,792	4,178
Percentage Change (Over Last Year)	-0.6%	-5.2%
Year to Date - Current Year	53,887	53,735
Year to Date - Previous Year	52,972	51,595
Percentage Change (Over Last Year)	1.7%	4.1%

**UNSOLD HOMES ON THE MARKET: ACTIVE INVENTORY**

Current Month	3,652
Current Month (Previous Year)	4,392
Percentage Change (Over Last Year)	-16.8%
Current Month	3,652
Previous Month	4,656
Percentage Change (Over last Month)	-21.6%

<b>AVERAGE PRICE OF PROPERTIES CLOSED:</b>	<b><u>Total</u></b>	<b><u>Condos</u></b>	<b><u>Single Family</u></b>
Current Month	\$439	\$304	\$449
Previous Month	\$428	\$301	\$439
Current Month (Previous Year)	\$393	\$278	\$401
Year to Date - Current Year Average	\$429	\$290	\$440
Year to Date - Previous Year Average	\$398	\$260	\$405

<b>MEDIAN PRICE OF PROPERTIES CLOSED:</b>	<b><u>Condos</u></b>	<b><u>Single Family</u></b>
Current Month	\$231	\$389
Previous Month	\$250	\$380
Current Month (Previous Year)	\$218	\$351

<b>Based on Condos:</b>	<b><u>Under Contract</u></b>	<b><u>Closed</u></b>
Current Month	226	269
Previous Month	294	342
Percentage Change (Over last Month)	-23.1%	-21.3%
Current Month (Previous Year)	205	218
Percentage Change (Over Last Year)	10.2%	23.4%
Year to Date - Current Year	4,090	3,971
Year to Date - Previous Year	3,809	2,498
Percentage Change (Over Last Year)	7.4%	59.0%

<b>Based on Single Family:</b>	<b><u>Under Contract</u></b>	<b><u>Closed</u></b>
Current Month	2,550	3,692
Previous Month	3,490	3,929
Percentage Change (Over last Month)	-26.9%	-6.0%
Current Month (Previous Year)	2,587	3,960
Percentage Change (Over Last Year)	-1.4%	-6.8%
Year to Date - Current Year	49,797	49,764
Year to Date - Previous Year	49,163	49,097
Percentage Change (Over Last Year)	1.3%	1.4%

\*This report summarizes the sales of residential real estate units during the reported-on period. Please Note: (1) The reported units have been adjusted for a true calendar month (as defined by MLS cut-off dates each month) (2) Under Contract units reflect those properties reported as "under contract" during the period- i.e., a binding contract was executed between buyer and seller. (3) Closed units reflect the passing of title. The close date generally lags 30-90 days behind the under contract date and is often distorted by many outside factors unrelated to the extent of real estate activity.